

AERONAUTICAL CIRCULAR CIVIL AVIATION AUTHORITY – MACAO, CHINA

SUBJECT:

Markings and placards

EFFECTIVE DATE:

31 October 2023

CANCELLATION:

This Aeronautical Circular (AC) supersedes AC No. AC/AW/034R00 dated 25 August 2021.

GENERAL:

The President of Civil Aviation Authority (AACM), in exercise of his power under article 35 of the Statutes of Civil Aviation Authority approved by the Decree-Law 10/91/M and paragraph 89 of the Air Navigation Regulation of Macao (ANRM), established this Aeronautical Circular.

1. Introduction

- 1.1. For the purpose of this AC, the terms placards and markings are used interchangeably.
- 1.2. According to paragraph 12 (5) of the ANRM, the position of emergency equipment shall be indicated by clear markings in or on the aircraft. Markings and placards are also installed in aircraft as means of ensuring that information prescribed in Scale B of the Fifth Schedule of the ANRM are conveyed to passengers. Moreover, placards are installed to provide information, reminders, instructions and warnings to passengers, aviation personnel and rescuers.
- 1.3. The purpose of this AC is to establish requirements to standardise placards and ensure proper usage and control of the Chinese translations in bilingual placards, aimed at minimising the confusion caused to passengers, aviation personnel and rescuers.

2. Applicability

- 2.1. This AC is applicable to aircraft registered in Macao.
- 2.2. The following are not affected by this AC:
 - (a) Nationality and registration marks, which shall comply with the requirements prescribed in paragraph 5 and Part B of the First Schedule of the ANRM;

- (b) Exit and breaking-in markings of commercial air transport aircraft, which shall comply with the requirements prescribed in paragraph 43 of the ANRM;
- (c) Marking of break-in points of aeroplane flying for purpose other than commercial air transport or aerial work, which shall comply with the requirements prescribed in paragraph 115 of the ANRM;
- (d) Marking of break-in points of helicopter flying for purpose other than commercial air transport or aerial work, which shall comply with the requirements prescribed in paragraph 175 of the ANRM.

3. Definition

Bilingual placard means placard which utilises English narrative with Chinese translation.

Pictorial placard means placard which utilises pictogram or symbol representing a concept, object, activity, place or event by illustration.

4. General requirements

4.1. All placards shall possess the following characteristics:

- (a) be legible;
- (b) be easy to understand;
- (c) be located in an obvious place and clearly visible;
- (d) not be easily erased, removed, disfigured, or obscured; and
- (e) have adequate colour contrast to background.

4.2. Placards for Emergency Equipment

- 4.2.1. Placards indicating emergency equipment shall be located approximately at eye level. For small aircraft which may not allow placards to be located at eye level, the placards shall be located at a conspicuous location as practicable. If the emergency equipment is located in an upper or lower compartment, the eye level placard should have an arrow indicating the compartment.
- 4.2.2. Each compartment containing emergency equipment such as life preservers, rafts, slides, slide/rafts, or fire extinguishers shall be placarded as to its contents.
- 4.2.3. For placards indicating emergency equipment, a colour contrast that complies with the specification prescribed in CS/FAR 25.811 (f) (2) is acceptable.

4.3. Placards that convey a written warning, instruction or information to passengers shall:

- (a) utilise imperative words or sentences and English narrative with Chinese translation; or
- (b) utilise purely pictogram or symbol.

Note 1: Placards intended for exclusive use by cabin crew are not considered for passenger use if the aircraft is required to carry cabin crew by paragraph 18 (8) of the ANRM or by aircraft flight manual.

Note 2: Placards are considered for passenger use if the area may be left unattended by cabin crew. For example, the galley area may be left unattended by cabin crew in long haul flights. In this case, the placards for waste disposal in this area shall meet the requirements of this sub-paragraph.

- 4.4. When there is the need for replacing the placard during aircraft maintenance, the material of the new placard, the size and colour of the character, the background colour, etc. shall remain as per the same specification of the original placard.

Note: Installation of additional placards or alteration to placards installed in the aircraft is considered as modification. The applicable requirements of AC No. AC/AW/004 Airworthiness Procedure No. AP5 shall be complied with.

5. Bilingual placard

5.1. Principles of Chinese translation

- 5.1.1. For any English narrative, there shall only be one set of Chinese translation on each aircraft.
- 5.1.2. The Chinese translation consists of both words and punctuation marks.
- 5.1.3. Notwithstanding paragraph 5.1.1 above, there may be alternative translation(s) for any English narrative if the information to be conveyed is different than that previously translated due to the different design or application.
- 5.1.4. There is no alternatives to the Chinese words “出口”, “緊急出口”, “緊急情況時在此破開”, and “此門不通” prescribed in paragraph 43 of ANRM.
- 5.1.5. For bilingual placards installed in an aircraft for which the individual certificate of airworthiness is first issued in Macao on or after 01 January 2022, or for which modification affecting bilingual placards is embodied on or after 01 January 2022, only Chinese translations listed in Appendix 1 of this AC shall be used.
- 5.1.6. Proposal on new Chinese translation shall be made in writing to the President of the AACM for acceptance. Once accepted, the new translation will be added to Appendix 1 of this AC.

5.2. Presentation of Chinese translation

- 5.2.1. The English narrative and Chinese translation shall be displayed:

- (a) on the same placard; or

(b) on separated placards installed adjacently.

5.2.2. Chinese words may be presented in either traditional characters (繁體字) or simplified characters (简体字).

5.2.3. For placards that convey a written warning, instruction or information to passengers as required by 4.3 (a) above, mixed types of Chinese traditional characters and simplified characters shall not be utilised in the same aircraft.

5.2.4. For bilingual placards installed in an aircraft for which the individual certificate of airworthiness is first issued in Macao on or after 01 January 2022, or for which modification affecting bilingual placards is embodied on or after 01 January 2022,

(a) Chinese characters on a bilingual placard or Chinese placard shall be in the same font type; and

Note: Some Chinese characters are displayed differently under different font types. There are no requirements on the specific font type to be used in bilingual placards.

(b) the height of Chinese characters shall be no less than that of the corresponding English letters. Except for a few Chinese characters which are inherently lower than that of the others such as “一”, “二”, “口”, the variable heights of Chinese characters in a bilingual placard or Chinese placard are acceptable provided that they are in the same font type and font size.

Note: For placard in English with both capital and lower cases, the height should be that of the capital letter.

5.3. Bilingual Placard List

5.3.1. The operator, or the registered owner of the aircraft as the case may be, shall maintain a current record of all bilingual placards in a Bilingual Placard List (BPL) for each aircraft.

5.3.2. The BPL shall include all bilingual placards which are installed:

- (a) as required by paragraph 4.3 (a) of this AC; and
- (b) anywhere on the aircraft optionally or voluntarily.

5.3.3. The BPL shall include at least the following information:

- (a) Aircraft effectivity by registration mark(s);
- (b) Revision number and publish date;
- (c) The English text and the corresponding Chinese text or picture(s) of the corresponding placards.

6. Pictograms and pictorial placards

6.1. Pictograms are used on placards to overcome the issue of persons not being able to read or understand the language of a textual sign, marking or placard which would result in them missing out on information that may be critical for the safety of flight or to prevent personal injury. The use of pictograms for signs, markings and placards promotes global comprehension of their meaning and helps surpass language barriers.

6.2. The following pictograms are acceptable to the AACM:

- (a) approved as part of the aircraft type design by the State of Design;
- (b) published in Civil Aviation Administration of China (CAAC) Advisory Circular no. AC-21-AA-2013-14R6 or any subsequent amendment; or
- (c) listed in Appendix 2 of this AC.

- END -

Appendix 1 Acceptable Chinese Translations

No.	English	Chinese Translation (Traditional Characters)	Chinese Translation (Simplified Characters)
1.	ADULT	成人	成人
2.	ALL CARGO MUST BE SECURED MAX LOAD PER TIE DOWN RING 200 KG (440 LB)	所有貨物必須被穩固 每束縛環最高負荷為 200 千克（400 磅）	所有货物必须被稳固 每束縛环最高负荷为 200 千克（400 磅）
3.	ALL CARGO MUST BE SECURED WITH RESTRAINT NET OR OTHER APPROVED MEANS	所有貨物必須用繩網或其 他核准方式穩固	所有货物必须用绳网或其 他核准方式稳固
4.	BABY BASSINET ONLY	只供放置嬰兒籃	只供放置婴儿篮
5.	BABY BASSINET MUST BE STOWED DURING TAXI, TAKE-OFF, TURBULENCE AND LANDING	當起飛、降落、滑行或遇 上氣流時，請將嬰兒籃收 好	当起飞、降落、滑行或遇 上气流时，请将婴儿篮收 好
6.	BOTTLE STOWAGE	瓶架	瓶架
7.	CAUTION	注意	注意
8.	CAUTION ENSURE DOOR LOCK PINS ARE FULLY IN BEFORE CLOSING DOOR	注意 關門前先確認 鎖門須完全收起	注意 关门前先确认 锁门须完全收起

No.	English	Chinese Translation (Traditional Characters)	Chinese Translation (Simplified Characters)
9.	CAUTION WHEN OPENING OR CLOSING CABIN DOOR IN FLIGHT HOLD DOOR HANDLE UNTIL DOOR IS AT FULL TRAVEL AND LOCKED	注意 在空中開關艙門時 請手持門把直至艙門完全 開盡或緊閉及鎖止	注意 在空中开关舱门时 请手持门把直至舱门完全 开尽或紧闭及锁止
10.	CHILD	兒童	儿童
11.	CHECK OUTSIDE CONDITIONS GRASP ASSIST HANDLE LIFT DOOR HANDLE OPEN DOOR COMPLETELY CHECK SLIDE FULLY INFLATED IF NOT PULL INFLATION HANDLE	檢查機艙外狀況 握緊扶手 提起機門手柄 將門完全打開 檢查逃生滑梯已完全充氣 否則 拉下充氣手柄	检查机舱外状况 握紧扶手 提起机门手柄 将门完全打开 检查逃生滑梯已完全充气 否则 拉下充气手柄
12.	CLOSE	關	关
		關閉	关闭
13.	CLOSED	關	关
		關閉	关闭
14.	CLOSE AND LATCH ALL COMPARTMENT DOORS AND BED EXTENSION FOR TAXI, TAKE-OFF AND LANDING	當起飛、降落或滑行時， 請將所有儲物格門和額外 睡床關好並門上	当起飞、降落或滑行时， 请将所有储物格门和额外 睡床关好并门上

No.	English	Chinese Translation (Traditional Characters)	Chinese Translation (Simplified Characters)
15.	CLOSE DOOR IMMEDIATELY WHEN NOT IN USE	如非使用，敬請立即關門	如非使用，敬请立即关门
16.	CREW LUGGAGE ONLY	機組人員行李專用	机组人员行李专用
17.	CREW BAGGAGE	機組人員行李	机组人员行李
18.	CREW SEAT ONLY	機組人員專用座椅	机组人员专用座椅
19.	CREW ONLY	機組人員專用	机组人员专用
20.	CREW USE ONLY	機組人員專用	机组人员专用
21.	CURTAIN OPEN DURING TAKE OFF AND LANDING	當起飛及降落時 請保持窗簾開啟	当起飞及降落时 请保持窗帘开启
22.	DANGER	危險	危险
23.	DANGER KEEP AWAY	危險 勿近	危险 勿近
24.	DO NOT OCCUPY	敬請勿坐	敬请勿坐
25.	DO NOT OPEN DOOR IF RED WARNING LIGHT IS FLASHING (CABIN PRESSURIZED!)	紅色警告燈閃亮時嚴禁開門 (客艙已增壓！)	红色警告灯闪亮时严禁开门 (客舱已增压！)
26.	DO NOT OPEN THE DOOR	嚴禁開此門	严禁开此门
27.	DO NOT SIT HERE	敬請勿坐	敬请勿坐
28.	DO NOT STOW ANYTHING UNDER ANY SEAT	請勿在任何座位下放置物件	请勿在任何座位下放置物件

No.	English	Chinese Translation (Traditional Characters)	Chinese Translation (Simplified Characters)
29.	DOOR SWINGS OUT AND UP HOLD YOUR BODY AGAINST DOOR WHILE OPENING OR SERIOUS INJURY CAN OCCUR	門會向外並向上轉動 在開啟時需保持以身體推 住門 否則可能造成嚴重損傷	门会向外并向上转动 在开启时需保持以身体推 住门 否则可能造成严重损伤
30.	EMERGENCY EQUIPMENT	應急設備	应急设备
31.	EMERGENCY EQUIPMENT ONLY	僅供存放應急設備	仅供存放应急设备
		只供擺放應急設備	只供摆放应急设备
32.	EMERGENCY PUSH HERE	緊急時 推動此處	紧急时 推动此处
33.	EMERGENCY EXIT PUSH WINDOW AT ANY CORNER	緊急出口 推壓窗口的任何一角	紧急出口 推压窗口的任何一角
34.	EMERGENCY EXIT PUSH WINDOW AT LOWER CORNER	緊急出口 推壓窗口的下角	紧急出口 推压窗口的任何一角
35.	EMERGENCY EXIT PULL RED STRAP TO REMOVE CORD	緊急出口 拉動紅帶移除細繩	紧急出口 拉动红带移除细绳
36.	EMERGENCY EXIT 1. PULL TAPE TO REMOVE SEAL 2. PULL TAPE TO REMOVE WINDOW	緊急出口 1. 拉起外帶移走封條 2. 拉起內帶移走窗戶	紧急出口 1. 拉起外带移走封条 2. 拉起内带移走窗户

No.	English	Chinese Translation (Traditional Characters)	Chinese Translation (Simplified Characters)
37.	EMERGENCY EXIT 1. TURN THE RED HANDLE 2. PUSH THE WINDOW	緊急出口 1. 轉動紅色手柄 2. 推開窗戶	紧急出口 1. 转动红色手柄 2. 推开窗户
38.	EMERGENCY OPENING 1. PULL COVER ASIDE 2. LIFT LEVER TO >>OPEN<< AND RELEASE	緊急情況時打開 1. 拉開蓋板 2. 將把柄推至開啟位置並鬆開	紧急情况时打开 1. 拉开盖板 2. 将把柄推至开启位置并松开
39.	EMERGENCY USE ONLY	緊急時使用	紧急时使用
40.	EMPTY AND LATCH ABOVE STOWAGE FOR TAXI, TAKE-OFF AND LANDING	當起飛、降落或滑行時，請將儲物空間清空並門上	当起飞、降落或滑行时，请将储物空间清空并门上
41.	EMPTY ALL STOWAGE FOR TAXI, TAKE-OFF AND LANDING	當起飛、降落或滑行時，請將儲物空間清空	当起飞、降落或滑行时，请将储物空间清空
42.	EXIT	出口	出口
43.	FASTEN LAP AND SHOULDER BELT DURING TAXI, TAKE-OFF AND LANDING	當起飛、降落或滑行時，請扣上腰間及肩膊安全帶	当起飞、降落或滑行时，请扣上腰间及肩膊安全带
44.	FASTEN LAP BELT WHILE SEATED	安坐時請扣上腰間安全帶	安坐时请扣上腰间安全带
45.	FASTEN SEAT BELT WHILE SEATED	安坐時請扣上安全帶	安坐时请扣上安全带

No.	English	Chinese Translation (Traditional Characters)	Chinese Translation (Simplified Characters)
46.	FASTEN SHOULDER HARNESS, CLOSE AND LATCH ALL COMPARTMENT DOORS, STOW AND LATCH HANDSET, FOLD AND STOW TABLE IN FORWARD POSITION AND LOWER AND LATCH ARMREST DURING TAXI, TAKE-OFF AND LANDING	當起飛、降落或滑行時，請扣上肩帶、將所有儲物格門關好並門上、將視聽娛樂控制器收好並門上、將餐桌摺合後推至最前位置、同時將手枕收好並門上在最低位置	当起飞、降落或滑行时，请扣上肩带、将所有储物格门关好并门上、将视听娱乐控制器收好并门上、将餐桌折合后推至最前位置、同时将手枕收好并门上在最低位置
47.	FASTEN SHOULDER HARNESS, STOW AND LATCH HANDSET, AND ENSURE NO STOWAGE BELOW THE MONITOR DURING TAXI, TAKE-OFF AND LANDING	當起飛、降落或滑行時，請扣上肩帶、將視聽娛樂控制器收好並門上，同時請勿在屏幕下存放任何物件	当起飞、降落或滑行时，请扣上肩带、将视听娱乐控制器收好并门上，同时请勿在屏幕下存放任何物件
48.	FASTEN TAPES AROUND BODY	將腰帶圍住腰並扣上	将腰带围住腰并扣上
		將腰帶圍着腰部並扣上	将腰带围着腰部并扣上
49.	FIRE EXTINGUISHER	滅火器	灭火器
50.	FIRE EXTINGUISHER UNDER MIDDLE ROW SEATS	滅火器位於中排座位下方	灭火器位于中排座位下方
51.	FLUSH	沖水掣	冲水掣
52.	FLUSH PRESS	沖水按鈕	冲水按钮
53.	FOR MOUTH INFLATION USE THIS TUBE	用此管口吹充氣	用此管口吹充气
54.	HANDLE THIS SIDE	由此開啟	由此开启

No.	English	Chinese Translation (Traditional Characters)	Chinese Translation (Simplified Characters)
55.	HEAD THROUGH HOLE	頭部從此孔穿過	头部从此孔穿过
56.	HANDSET MUST BE STOWED AND LATCHED FOR TAXI, TAKE-OFF AND LANDING	當起飛、降落或滑行時， 請將視聽娛樂控制器收好 並闔上	当起飞、降落或滑行时， 请将视听娱乐控制器收好 并闭上
57.	IN CASE OF EMERGENCY LIFT LEVER TO >>OPEN<< AND RELEASE	遇緊急情況時，將把柄推 至開啟位置並鬆開	遇紧急情况时，将把柄推 至开启位置并松开
58.	INFANT	嬰兒	婴儿
59.	INFANT LIFE VEST	嬰兒救生衣	婴儿救生衣
60.	INFLIGHT AMENITIES ONLY	航機用品專用	航机用品专用
61.	INFLIGHT EQUIPMENT ONLY	航機設備專用	航机设备专用

No.	English	Chinese Translation (Traditional Characters)	Chinese Translation (Simplified Characters)
62.	<p>INSTRUCTION FOR NORMAL DOOR OPERATION TO OPEN</p> <p>1. EMERGENCY SLIDE ARMING HANDLE TO "DISARMED"</p> <p>2. LIFT LOCKING LEVER TO "OPEN" POSITION</p> <p>3. PUSH DOOR OUTWARDS</p> <p>TO CLOSE</p> <p>1. DEPRESS BUTTON ON SUPPORT ARM AND PULL DOOR INWARDS</p> <p>2. PUSH DOOR LOCKING LEVER DOWN FULLY AND ENSURE THAT DOOR LOCKING INDICATION SHOWS "LOCKED"</p> <p>3. EMERGENCY SLIDE ARMING HANDLE TO "ARMED"</p>	<p>正常操作機艙門步驟開門</p> <p>1. 將滑動手柄推至 "解除" 位置</p> <p>2. 拉起門鎖手柄推至 "開"位置</p> <p>3. 推門向外</p> <p>關門</p> <p>1. 先按下支撐臂上的解 鎖掣，然後關門</p> <p>2. 把門鎖手柄完全向下 推，並確保顯示器上亮 起"上鎖"訊號</p> <p>3. 將滑動手柄推至 "預備" 位置</p>	<p>正常操作机舱门步骤开门</p> <p>1. 将滑动手柄推至 "解除"位置</p> <p>2. 拉起门锁手柄推至 "开"位置</p> <p>3. 推门向外</p> <p>关门</p> <p>1. 先按下支撑臂上的解 锁掣，然后关门</p> <p>2. 把门锁手柄完全向下 推，并确保显示器上亮 起"上锁"讯号</p> <p>3. 将滑动手柄推至 "预备"位置</p>
63.	LAVATORY	洗手間	洗手间
64.	LAVATORY SMOKE DETECTOR INSTALLED	洗手間內裝有煙霧探測器	洗手间内装有烟雾探测器
65.	LIFE JACKET	救生衣	救生衣
66.	LIFE JACKET UNDER CENTER CONSOLE	救生衣在中間的間隔內	救生衣在中间的间隔内

No.	English	Chinese Translation (Traditional Characters)	Chinese Translation (Simplified Characters)
67.	LIFE JACKET UNDER SEAT	救生衣在座位下	救生衣在座位下
68.	LIFE JACKET UNDER SEAT	救生衣置於座位下	救生衣置于座位下
69.	LIFE JACKET UNDER SIDE CONSOLE	救生衣在控制台下	救生衣在控制台下
70.	LIFE JACKET UNDER YOUR SEAT	救生衣在座位下	救生衣在座位下
71.	LIFE LINE	救生索	救生索
		救生繩	救生绳
72.	LIFE RAFT	救生筏	救生筏
73.	LIFERAFT OPERATION 1. JETTISON WINDOW 2. BREAK OFF HANDLE COVER 3. PULL RELEASE HANDLE	救生筏操作方法： 1. 拋出窗戶 2. 打破手柄蓋板 3. 拉起手柄	救生筏操作方法： 1. 拋出窗戶 2. 打破手柄蓋板 3. 拉起手柄
		救生筏操作方法： 1. 拋出窗戶 2. 打破機外手柄蓋板 3. 拉起手柄	救生筏操作方法： 1. 拋出窗戶 2. 打破機外手柄蓋板 3. 拉起手柄
74.	LIFE VEST	救生衣	救生衣
75.	LIFE VEST INSIDE	內有救生衣	內有救生衣
		救生衣存放在內	救生衣存放在內
76.	LIFE VEST UNDER SIDE CONSOLE	救生衣在側邊台面下方	救生衣在側邊台面下方

No.	English	Chinese Translation (Traditional Characters)	Chinese Translation (Simplified Characters)
77.	LIFE VEST UNDER SEAT	救生衣在座位下	救生衣在座位下
78.	LITERATURE ONLY	只供放置閱讀刊物	只供放置阅读刊物
79.	LOAD LIMIT... KG	載重限制...公斤	载重限制...公斤
80.	LOCKED	鎖緊	锁紧
81.	MANUAL DOOR OPENER	手動開門裝置	手动开门装置
82.	MAX CARGO HEIGHT 600 MM (2 FT.)	貨物最高高度為 600 毫米 (2 英尺)	货物最高高度为 600 毫米 (2 英尺)
83.	MAXIMUM LOAD 300 KG (660 LBS) MAX UNIT LOAD 550 KG/M ² (110 LB/SQ. FT)	最大負荷為 300 千克 (660 磅) 單位最大負荷為 550 千克/ 平方米 (110 磅/平方英 尺)	最大负荷为 300 千克 (660 磅) 单位最大负荷为 550 千克/ 平方米 (110 磅/平方英 尺)
84.	MAXIMUM WEIGHT	最高載重	最高载重
85.	MAXIMUM WITHSTAND WEIGHT OF BABY... KG	可承受最高嬰兒重量為... 公斤	可承受最高婴儿重量为... 公斤
86.	MONITOR MUST BE ALIGNED WITH ARMREST BEFORE PUSHING DOWN INSIDE MONITOR HOUSING	屏幕在被推落入保護罩 前，確保屏幕必須與手枕 成一直線	屏幕在被推落入保护罩 前，确保屏幕必须与手枕 成一直线
87.	MONITOR MUST BE STOWED AND LATCHED DURING TAXI, TAKE- OFF AND LANDING	當起飛、降落或滑行時， 請將屏幕收回至保護罩內 並門上	当起飞、降落或滑行时， 请将屏幕收回至保护罩內 并门上
		當起飛、降落或滑行時， 請將屏幕收好並門上	当起飞、降落或滑行时， 请将屏幕收好并门上

No.	English	Chinese Translation (Traditional Characters)	Chinese Translation (Simplified Characters)
88.	MONITOR MUST BE STOWED DURING TAXI, TAKE-OFF AND LANDING	當起飛、降落或滑行時，請將屏幕收好	当起飞、降落或滑行时，请将屏幕收好
89.	NO BAGGAGE ALLOWED UNDER THE SEAT	座位下不得放置行李	座位下不得放置行李
90.	NO CIGARETTE DISPOSAL	禁止棄置煙蒂	禁止弃置烟头
91.	NO EMERGENCY EXIT	非供緊急出口用	非供紧急出口用
92.	NO EXIT	非供出口用	非供出口用
93.	NO SMOKING	不准吸煙	不准吸烟
94.	NO SMOKING IN LAVATORY	洗手間內不准吸煙	洗手间内不准吸烟
95.	NO SMOKING It is an offence under Macao law to smoke in the toilet of the aircraft. It is also an offence to smoke in any other area of the aircraft when the 'No Smoking' notices are displayed in the aircraft or when the 'No Smoking' signs are illuminated. Offenders are liable on conviction, to a fine not exceeding MOP\$50,000.	不准吸煙 根據澳門法例，任何時間不得在飛機的洗手間內吸煙。若飛機上顯示「不准吸煙」告示時，或當「不准吸煙」燈號亮着時，均不准在飛機內任何地方吸煙。如有違反即屬違法，一經定罪，可處最高罰款額澳門幣伍萬元。	不准吸烟 根据澳门法例，任何时间不得在飞机的洗手间内吸烟。若飞机上显示「不准吸烟」告示时，或当「不准吸烟」灯号亮着时，均不准在飞机内任何地方吸烟。如有违反即属违法，一经定罪，可处最高罚款额澳门币伍万元。

No.	English	Chinese Translation (Traditional Characters)	Chinese Translation (Simplified Characters)
96.	NO SMOKING It is an offence under Macao law to smoke in the toilet of the aircraft. It is also an offence to smoke in any other area of the aircraft when the 'No Smoking' signs are illuminated. Offenders are liable on conviction, to a fine not exceeding MOP\$50,000	不准吸煙 根據澳門法例，在飛機內的洗手間吸煙，或當「不准吸煙」燈號亮着時在飛機內的任何其他地方吸煙，即屬犯罪。一經定罪，可處最高罰款額澳門50,000元。	不准吸烟 根据澳门法例，在飞机内的洗手间吸烟，或当「不准吸烟」灯号亮着时在飞机内的任何其他地方吸烟，即属犯罪。一经定罪，可处最高罚款额澳门50,000元。
97.	NO SMOKING It is an offence under Article 4 of the Macao Special Administration Region Administrative Regulation No. 31/2003 to smoke in the toilet of the aircraft. It is also an offence to smoke in any other area of the aircraft when the 'No Smoking' signs are illuminated. Offenders are liable on conviction, to a fine not exceeding MOP\$50,000.	不准吸煙 根據澳門特別行政區第31/2003號行政法規第四條，在飛機內的洗手間吸煙，或當「不准吸煙」燈號亮着時在飛機內的任何其他地方吸煙，即屬犯罪。一經定罪，可處最高罰款額澳門幣50,000元。	不准吸烟 根据澳门特别行政区第31/2003号行政法规第四条，在飞机内的洗手间吸烟，或当「不准吸烟」灯号亮着时在飞机内的任何其他地方吸烟，即属犯罪。一经定罪，可处最高罚款额澳门币50,000元。
98.	NO STOWAGE	不准放置任何物件	不准放置任何物件
		請勿放置任何物件	请勿放置任何物件
99.	NO STOWAGE DURING TAXI, TAKE-OFF AND LANDING	當起飛、降落或滑行時，請勿放置任何物件	当起飞、降落或滑行时，请勿放置任何物件
100.	NO STOWAGE FOR TAXI, TAKE-OFF AND LANDING	當起飛、降落或滑行時，請勿放置任何物件	当起飞、降落或滑行时，请勿放置任何物件

No.	English	Chinese Translation (Traditional Characters)	Chinese Translation (Simplified Characters)
101.	NO STOWAGE ON OR BELOW FOOTREST	請勿在腳踏上及下方放置任何物件	请勿在脚踏上及下方放置任何物件
102.	OPEN	開	开
		開啟	开启
103.	PASSENGERS LIFE VEST LOCATED UNDER SEAT – ACCESS VIA SEAT POCKET	乘客之救生衣放置於座位下方椅套內	乘客之救生衣放置于座位下方椅套内
104.	PLEASE DO NOT USE	請勿使用	请勿使用
105.	PLEASE SWITCH OFF MOBILE PHONE	請關掉手提電話	请关掉手提电话
106.	PLEASE SWITCH OFF MOBILE PHONES AND PORTABLE ELECTRICAL DEVICES	請關掉手提電話和手提電子產品	请关掉手提电话和手提电子产品
107.	PLEASE USE LAVATORIES AFT	請使用後方洗手間	请使用后方洗手间
108.	PRESS	按壓	按压
		按下	按下
109.	PRESS DOWN	按下	按下
110.	PRIVACY DIVIDER MUST BE STOWED FOR TAXI, TAKE-OFF AND LANDING	當起飛、降落或滑行時，請將隔板收好	当起飞、降落或滑行时，请将隔板收好
111.	PROPERTY OF...	此物件屬...所擁有	此物件属...所拥有
112.	PULL	拉	拉

No.	English	Chinese Translation (Traditional Characters)	Chinese Translation (Simplified Characters)
113.	PULL AND TURN SLIDE	拉出並旋轉 撥向	拉出并旋转 拨向
114.	PULL COVER TO OPEN	拉出蓋板後打開	拉出盖板后打开
		拉下遮蓋後打開	拉下遮盖后打开
115.	PULL DOWN	往下拉	往下拉
116.	PULL HANDLE TO OPEN DOOR	拉起手柄開啟艙門	拉起手柄开启舱门
117.	PULL HANDLES TO REMOVE CURTAIN	拉起手柄移走隔簾	拉起手柄移走隔帘
118.	1. PULL RED STRAP TO REMOVE CORD 2. PUSH OUT WINDOW	1. 拉動紅帶移除細繩 2. 把窗推出	1. 拉动红带移除细绳 2. 把窗推出
119.	PULL TO INFLATE	拉出充氣	拉出充气
120.	PULL UP	向上拉	向上拉
121.	1. PULL HANDLE TO REMOVE SEAL 2. PUSH WINDOW IN THE CIRCLE	1. 拉起手柄移走封條 2. 在圓圈位置推開窗戶	1. 拉起手柄移走封条 2. 在圆圈位置推开窗户
122.	PUSH AND TURN SLIDE	推入並旋轉 撥向	推入并旋转拨向
123.	1. PUSH UNLOCK BUTTON AND 2. PULL HANDLE	1. 按下開鎖按鈕及 2. 拉起手柄	1. 按下开锁按钮及 2. 拉起手柄

No.	English	Chinese Translation (Traditional Characters)	Chinese Translation (Simplified Characters)
124.	1. PUSH FLAP TO GRASP HANDLE 2. LIFT HANDLE FULLY UP TO HORIZONTAL GREEN LINE	1. 按下封蓋以緊握手柄 2. 向上提起手柄至綠色橫線的位置	1. 按下封盖以紧握手柄 2. 向上提起手柄至绿色横线的位置
125.	PUSH	推	推
126.	PUSH HERE	推	推
127.	PUSH TO OPEN	推入打開	推入打开
128.	PUSH TO OPEN DOOR	按下開門	按下开门
129.	RAISE AND LATCH ARMREST FOR TAXI, TAKE-OFF AND LANDING	當起飛、降落或滑行時， 請將手枕拉起並門上	当起飞、降落或滑行时， 请将手枕拉起并门上
130.	RESIDUAL CABIN PRESSURE WILL CAUSE VIOLENT DOOR OPENING!	客艙餘留壓力會引起艙門 猛烈打開！	客舱余留压力会引起舱门 猛烈打开！
131.	1. REMOVE THE SECURING DEVICE 2. TURN THE HANDLE 3. PULL THE WINDOW	1. 移走固定裝置 2. 轉動手柄 3. 拉開窗戶	1. 移走固定裝置 2. 转动手柄 3. 拉开窗户
132.	SLIDE RAFT	滑梯救生筏	滑梯救生筏
133.	SLIDE TO OPEN	滑動開門	滑动开门
134.	SMOKE HOOD	防煙面罩	防烟面罩
135.	STOW AND LATCH FOR TAXI, TAKE-OFF AND LANDING	當起飛、降落或滑行時， 請將平板電腦架收好並門上	当起飞、降落或滑行时， 请将平板电脑架收好并门上

No.	English	Chinese Translation (Traditional Characters)	Chinese Translation (Simplified Characters)
136.	STOW AND LATCH HANDSET AND MONITOR FOR TAXI, TAKE-OFF AND LANDING	當起飛、降落或滑行時， 請將視聽娛樂控制器及屏 幕收好並闔上	当起飞、降落或滑行时， 请将视听娱乐控制器及屏 幕收好并闔上
137.	STOW AND LATCH HEADPHONE, AND ENSURE NO STOWAGE DURING TAXI, TAKE- OFF AND LANDING	當起飛、降落或滑行時， 請將耳機收好並闔上，同 時請勿放置任何物件	当起飞、降落或滑行时， 请将耳机收好并闔上，同 时请勿放置任何物件
138.	STOW AND LATCH SHELF FOR TAXI, TAKE- OFF AND LANDING	當起飛、降落或滑行時， 請將嬰兒檯收好並闔上	当起飞、降落或滑行时， 请将婴儿台收好并闔上
139.	STOW BASSINET SUPPORT FOR TAXI, TAKE-OFF AND LANDING	當起飛、降落或滑行時， 請將嬰兒籃托板收好	当起飞、降落或滑行时， 请将婴儿篮托板收好
140.	STOW MONITOR WHEN OTTOMAN SEAT IS OCCUPIED	安坐腳凳時，請將屏幕收 好	安坐脚凳时，请将屏幕收 好
141.	THE CURTAIN MUST BE OPENED DURING TAKE- OFF AND LANDING PHASES	當起飛或降落時，隔簾必 須打開	当起飞或降落时，隔帘必 须打开
142.	TO AVOID INJURIES, NEVER LEAVE THE INFANT UNATTENDED ON THE NURSING TABLE	請勿獨留嬰兒於嬰兒檯 上，免生意外	请勿独留婴儿于婴儿台 上，免生意外
143.	TO OPEN	開啟方法	开启方法

No.	English	Chinese Translation (Traditional Characters)	Chinese Translation (Simplified Characters)
144.	TO OPEN THE HATCH HOLD THE HATCH AT OPENING (...KG) 1. TURN HANDLE UP TO 'OPEN' 2. RETAIN HATCH UP TO RESET POSITION	開啟艙門方法 在開啟時用手承托著艙門 (...公斤) 1. 轉動手柄至 '開' 位 置 2. 承托艙門至靜止位置	开启舱门方法 在开启时用手承托着舱门 (...公斤) 1. 转动手柄至 '开' 位 置 2. 承托舱门至静止位置
145.	TO DISPOSE OF SYRINGES AND NEEDLES SAFELY, PLEASE ASK CABIN CREW FOR A SHARPS BOX	請向機艙服務員索取針筒 收集盒，以妥善處理用後 的針藥	请向机舱服务员索取针筒 收集盒，以妥善处理用后 的针药
146.	TO REMOVE COVER RELEASE STRAPS UNDERNEATH, UNLOCK LATCHES AND PULL COVER OFF	鬆開下面帶子，解開鎖 扣，把蓋拉開，然後拆除	松开下面带子，解开锁 扣，把盖拉开，然后拆除
147.	TO SECURE THE TABLE, PULL THE SHELF TOWARDS YOU AND TURN LEVER DOWN	請將桌面拉出，並扭動鎖 制固定位置	请将桌面拉出，并扭动锁 制固定位置
148.	TOILET	洗手間	洗手间
149.	TOILET SEAT COVER	廁所坐墊紙	厕所坐垫纸
150.	TRASH GOES HERE	垃圾丟於此	垃圾丢于此
151.	UNAUTHORISED REMOVAL FROM AIRCRAFT EXCEPT IN AN EMERGENCY IS STRICTLY FORBIDDEN	除非在緊急情況下，否則 未經授權嚴禁帶離飛機	除非在紧急情况下，否则 未经授权严禁带离飞机

No.	English	Chinese Translation (Traditional Characters)	Chinese Translation (Simplified Characters)
152.	UNDER SEAT BAGGAGE WEIGHT LIMIT	座位下行李重量限制	座位下行李重量限制
153.	UNLOCK	開鎖	开锁
154.	UNSERVICEABLE PLEASE DO NOT USE	因故障暫停使用	因故障暫停使用
155.	WARNING AUTOMATIC DOOR STAY CLEAR OF DOOR PATH DOOR MAY OPEN WITHOUT WARNING	警告 自動門 避開門口 門可能未經警告就打開	警告 自动门 避开门口 门可能未经警告就打开
156.	WARNING ENSURE THAT YOU ARE POSITIONED LEFT OF THE DOOR FRAME WHILE UNLOCKING THE CARGO DOOR TO AVOID INJURY IN CASE OF SUDDEN DOOR OPENING	警告 開啟貨艙門時須站在門框 左邊，以免艙門突然打開 令致受傷	警告 开启货舱门时须站在门框 左边，以免舱门突然打开 令致受伤
157.	WARNING – AIRBAG WHEN INSTALLING A CHILD SEAT, ALWAYS USE APPROVED BELT EXTENDER NOT USING A BELT EXTENDER WITH A CHILD SEAT CAN RESULT IN DEATH OR SERIOUS INJURY REFER TO CREW MEMBER FOR PROPER USE	警告 – 安全氣囊 安裝兒童座椅時，必須使 用經批准的安全帶加長裝 置 使用兒童座椅而沒有配備 經批准的安全帶加長裝 置，會導致嚴重的傷亡事 故 有關正確的使用方法，請 詢問機組人員	警告 – 安全气囊 安装儿童座椅时，必须使 用经批准的安全带加长装 置 使用儿童座椅而没有配备 经批准的安全带加长装 置，会导致严重的伤亡事 故 有关正确的使用方法，请 询问机组人员





AC






No: AC/AW/034R01


Date: 31 Oct 2023

No.	English	Chinese Translation (Traditional Characters)	Chinese Translation (Simplified Characters)
158.	WASTE	垃圾	垃圾
159.	WEIGHT OF HATCH ... KG APPROX. ... LBS	艙門重量...公斤 約...磅	舱门重量...公斤 约...磅

Appendix 2 Acceptable Pictograms

No.	Pictogram	Meaning	Remarks
1.		No smoking	Use wherever dimensional constraints permit. The circle-slash should be red, the cigarette and smoke black and the background white. The circle-slash should override the cigarette.
2.		No smoking	If the sign is unlit, the cigarette may appear in positive form (dark gray) or negative (white). In the negative unlit version, provide sufficient background contrast for the red circle-slash. The negative form shown is recommended for a lighted sign. The circle-slash should be red and override the background or cigarette.
3.		Fire extinguisher	The fire extinguisher should be red and the background white.
4.		Fasten seat belt	For lighted sign use. Square "field" not applicable and may be cropped to fit a small vertical dimension. The arrow should be red, the seat belt white, and the background black or sufficiently contrasting to the red arrow.

No.	Pictogram	Meaning	Remarks
5.		No cigarette disposal	This symbol is intended for application to waste disposal openings. The circle-slash should be red and override the cigarette and receptacle. The cigarette smoke and receptacle should be black and the background white. Caution: Use of etch and fill media for reduced symbols should be avoided as metal necessarily exposed between colors diminishes symbol's understanding.
6.		Return to seat	To be used in lighted signage exclusively. The figure and seat may appear in either the positive form (dark gray) or negative form (lighted-white). The arrow should be red.
7.		No stowage	The circle-slash should be red and override the suitcase. The suitcase should be black and the background white.
8.		Life raft	The life raft should be red, the person and wave black.
9.		Oxygen	The bottle and printing should be green and the background white.

No.	Pictogram	Meaning	Remarks
10.		Megaphone	The megaphone should be red and the background white.